



Linear-Transducer LMP-30 A

Eglishalde 6
D-78647 Trossingen
Tel. +49 - (0) 74 25 / 228 - 0
Fax +49 - (0) 74 25 / 228 - 33
<http://www.tr-electronic.de>
Germany



- **Analog interface**
- **For linear measurement**
- **Non-contact and wear free measurement system**
- **Easy mounting, by means of profile housing**
- **Further interfaces available**
- **Customized adaptations upon request**

7

Characteristics

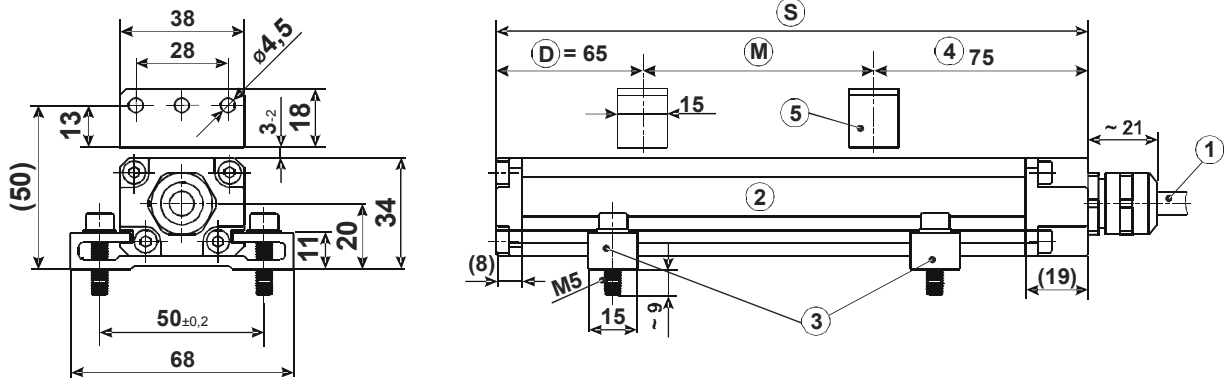
Supply voltage.....	24 VDC ±10 %
Current consumption without load	< 250 mA
Measuring principle	magnetostrictive
Measuring length, standard	50 mm...4000 mm > 4000 mm on request, in steps of 50 mm
Resolution	≤ 0.05 mm
Linearity deviation, related to the measuring length	± 0.15 mm up to 1.500 mm / ± 0.2 mm > 1.500 mm
Reproducibility.....	≤ 0.05 mm
Hysteresis	≤ 0.1 mm
Temperature coefficient, related to the measuring length.....	< 40 ppm/°C
Straight line velocity and mounting position.....	no restrictions
Material - measuring body.....	Aluminium extruded profile
Magnet	Type T1-S3818, other on request
A.....	12 Bit - Analog interface
Analog voltage / Analog current.....	defined by factory setting
Voltage output	0 V...+10 V, +10 V...0 V
- Load resistance	≥ 680 Ω
Cable length, dependent on electric shielding	
- Voltage output	≤ 10 m
Cycle times, internal	
≤ 1.0 m.....	1.00 ms
≤ 1.5 m.....	1.50 ms
≤ 2.0 m.....	2.00 ms
≤ 2.5 m.....	2.50 ms
≤ 3.0 m.....	3.00 ms
> 3.0 m.....	3.50 ms

Environmental conditions

Vibration, DIN EN 60068-2-6: 1996..... $\leq 100 \text{ m/s}^2$, sine 50-2000 Hz
Shock, DIN EN 60068-2-27: 1995..... $\leq 1000 \text{ m/s}^2$, half-sine 11 ms
EMC
- Discharge of static electricity, DIN EN 61000-4-2: 2001
- Burst, DIN EN 61000-4-4: 2004
- Immunity to disturbance, DIN EN 61000-6-2: 2001
Working temperature..... $0 \text{ }^\circ\text{C} \dots +70 \text{ }^\circ\text{C}$, optional $-20 \text{ }^\circ\text{C} \dots +70 \text{ }^\circ\text{C}$
Storage temperature..... $-30 \text{ }^\circ\text{C} \dots +85 \text{ }^\circ\text{C}$, dry
Relative humidity, DIN EN 60068-3-4: 2002 98 %, non condensing
Protection class, DIN EN 60529: 1991 ²⁾..... IP 65
Stray magnetic field, measured on the measuring level..... $< 3 \text{ mT}$

²⁾ valid with screwed on mating connector and / or screwed together cable gland

Dimension drawing



S	Rod length (Measurement body) (S = M+140mm)	2	Measurement body material aluminium extruded profile
D	Damping zone (incorrect measured value)	3	Clamp relocatable
M	Length of the effective range	4	T _{dead} – (incorrect measured value)
1	Data input / Data output / Power supply	5	Magnet T1S3818